

---

“Stay Hungry, Stay Foolish”  
Commencement Speech by Steve Jobs  
AIS English 7/8

WEEK OF JANUARY 27 - 31, 2019


---




## Do-Now: Learning Target Tracker



I can annotate and gist while close reading  
Steve Job's Commencement Speech  
delivered at Stanford University in 2005.



<b>Learning Target</b>			
 _____ _____ _____ _____			
<b>1 – I can't meet this target yet.</b> Circle one: <b>B</b> <b>E</b>	<b>2 – I can meet some of the target, but I am still a little confused.</b> Circle one: <b>B</b> <b>E</b>	<b>3 – I can meet this target.</b> Circle one: <b>B</b> <b>E</b>	<b>4 – I can meet this target and help others meet it, too.</b> Circle one: <b>B</b> <b>E</b>
<b>Evidence of Learning &amp; Reflection:</b> _____ _____ _____ _____			

## Journal Entry #19

Respond to the following journal entry in 3 or 4 sentences:

*What is one piece of life advice that you have heard or thought of that you strive to live by? Explain why.*



## Journal Entry #19

Respond to the following journal entry in 3 or 4 sentences:

*My grandma's advice:*

*Love everyone. Trust a few. Paddle your own canoe.*

*-Sally Donlon*



## Journal Entry #20

Respond to the following journal entry in 3 or 4 sentences:

*In 10 years from today, on February 10, 2030,*

*I will be \_\_\_\_\_ years old.*

*I plan to be....*

*I plan to have...*

*I would like to be....*





## Journal Entry #21

Respond to the following journal entry in 3 or 4 sentences:

*Pretend you are in charge of planning a Valentine's Day party for your class.*

*What are you planning to do?*

*Activities?*

*Food?*

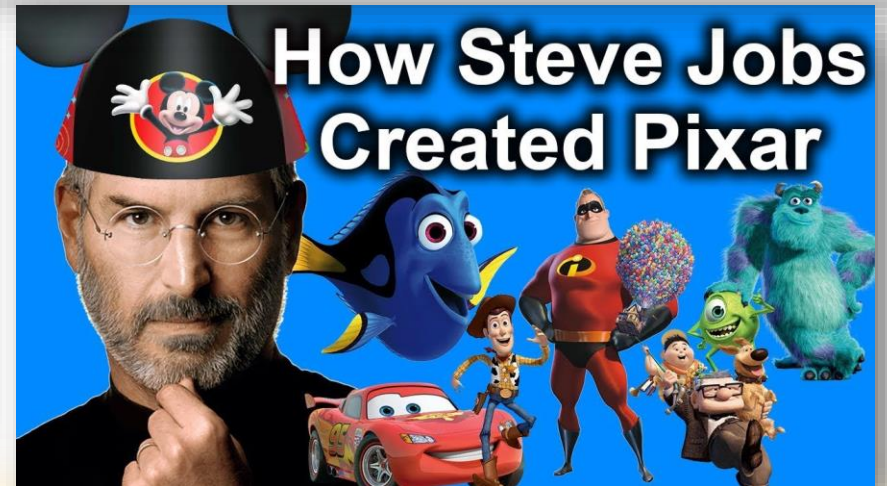

*How can you make everyone feel loved and included?*



# Agenda

- Learning Target Tracker
- Journal Entry
- Preview “Stay Hungry, Stay Foolish” text by Steve Jobs
- Commencement Speech: Audience and Purpose
- Review close reading expectations
- Listen to commencement speech twice
- Exit Ticket: Learning Tracker Reflection

# Who is Steve Jobs? Do you know anything about him?





# Quick Review – Things Close Readers Do ...



Read with a PURPOSE!



Get the *gist* – figure out what sections of the text is mostly about

Re-read

Annotate!



Cite evidence

Use details from the text to make inferences

Use context clues to figure out word meanings

Notice details

Answer questions based on the text



**As we read the speech, gist parts of it to assist in your comprehension and meaning related to the central idea of the text.**

*A gist is...*

- Less than a sentence (4-6 words)
- Captures the main idea of a section of text
- A tiny nugget of information in your own words to help you follow along with the text and gain meaning as you read
- Helps you go back into the text to find evidence for your writing after you have read the entire text



After close reading, let's watch Steve Jobs deliver his commencement address at Stanford

<https://www.youtube.com/watch?v=D1R-jKKp3NA>







Exit Ticket: Rate yourself (E=End) and provide evidence of your learning on your Learning Target Tracker –



I can annotate and gist while close reading Steve Job's Commencement Speech delivered at Stanford University in 2005.



Learning Target			
 _____ _____ _____			
1 – I can't meet this target yet.	2 – I can meet some of the target, but I am still a little confused.	3 – I can meet this target.	4 – I can meet this target and help others meet it, too.
Circle one: <b>B</b> <b>E</b>	Circle one: <b>B</b> <b>E</b>	Circle one: <b>B</b> <b>E</b>	Circle one: <b>B</b> <b>E</b>
Evidence of Learning & Reflection: _____ _____ _____			